



THE CITY OF FLIN FLON

20 First Avenue - Flin Flon MB R8A-0T7

Telephone: (204) 681-7511

Fax: (204) 681-7530



APPLICATION TO INSTALL CEMETERY MARKER

NOTE: Location of Marker will be staked by the City of Flin Flon following approval of this application.

Please Print Neatly

Full Name of Deceased:

Cemetery:

Grave Number:

Baby Grave Marker

Type of Marker:
(See back page Diagrams)

Upright
(Single)

Flat
(Single)

Pillow
(Single)

Full Grave Marker

Single is for 1 Plot
Double spans 2 Plots

Upright
(Double)

Flat
(Double)

Pillow
(Double)

Marker Size:

(Max. Size In Inches)

Width
36" Reg./20" Baby

Depth
12" Reg./4" Baby

Height Including Base
30" Reg./18" Baby

Base Size:

(Max. Size In Inches)

Width
42" Reg./26" Baby

Depth
18" Reg./4" Baby

Height
4-6" Reg. or Baby

Foundation Size:

(Max. Size In Inches)

Width
48" Reg./32" Baby

Width
24" Reg./4" Baby

Height
4-6" Reg. or Baby

Marker Material:

(Granite, Bronze, etc.):

Base Material:

(Granite, Bronze, etc.):

Foundation Material:

(Concrete Patio Blocks are not acceptable)

Name of Person/Firm Installing Marker:



REQUIRED INFORMATION



on Individual Ordering/Purchasing Cemetery Marker:

Signature

Name




Address

()

Telephone Number

Date

NOTE: A Minimum of three inches (3") clearance on each side is required in the overall dimensions between the foundation & base, (e.g. Base is 3" smaller than the Foundation, Marker may be 3" smaller than the Base - each side min. 3" smaller, in width + depth)

SEE BACK PAGE FOR DIAGRAMS   

ONLY ONE (1) HEADSTONE PER PLOT ALLOWED



FOR OFFICE USE ONLY

Approved By:

Date Approved:

Date Data Entered:



SAMPLES OF MONUMENT SHAPES



UPRIGHT - Single

UPRIGHT - Double

UPRIGHT - Baby



PILLOW - Single

PILLOW - Double

PILLOW - Baby



FLAT - Single

FLAT - Double

FLAT - Baby

Regular Marker

Maximum Dimensions

Width = 36" Depth = 18"
Height = 30" (including Base)

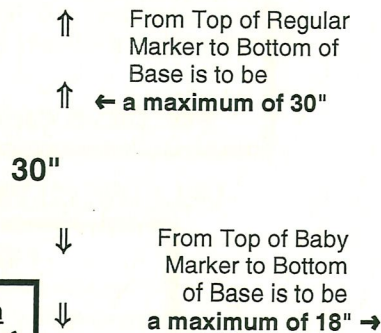
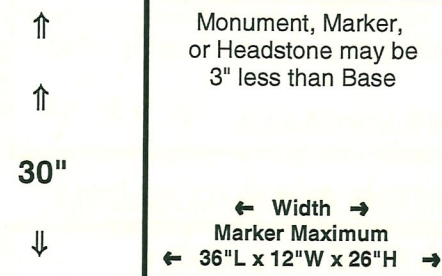
Marker may have same width and depth as Base, but **Base must have a minimum of 3" less in width and depth dimensions (on each side) than Foundation**

Baby Marker

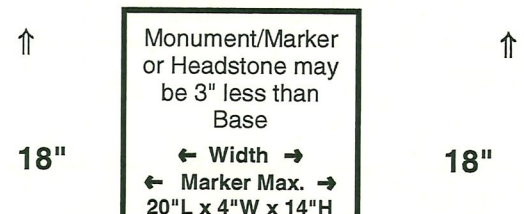
Maximum Dimensions

Width = 20" Depth = 8 to 10"
Height = 18" (including Base)

Regular Marker



Baby Marker



Base must be 3" less than Foundation
← Base Maximum = 42"L x 18"W x 4"H →

Base must be 3" less than Foundation
← Base Max = 26"L x 10"W x 4"H →

Foundation Top is Flush to Ground Level
← Foundation Maximum = 48"L x 24"W x 4"H →

Foundation Top is Flush to Ground Level
← Foundation Maximum = 32"L x 16"W x 4"H →

← Ground →